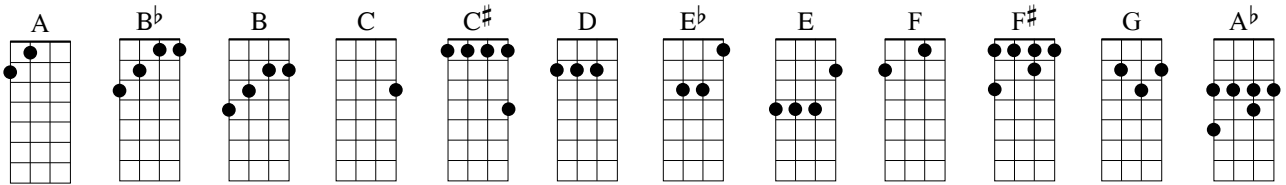


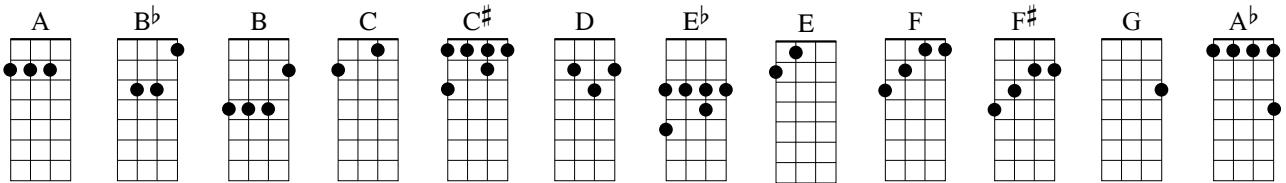
Chord Chart

Major

Soprano (GCEA)

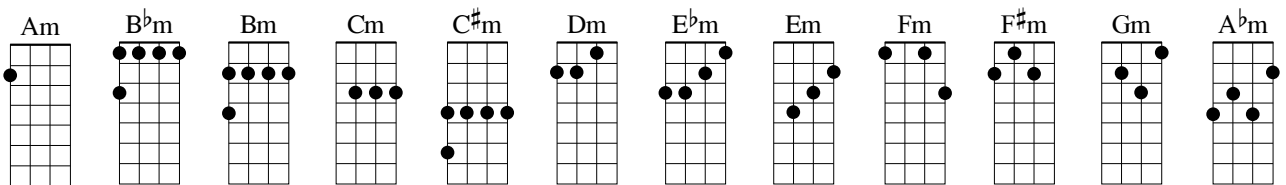


Baritone (DGBE)

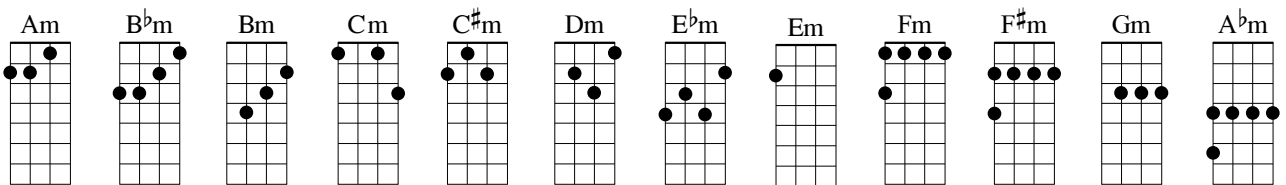


Minor

Soprano (GCEA)

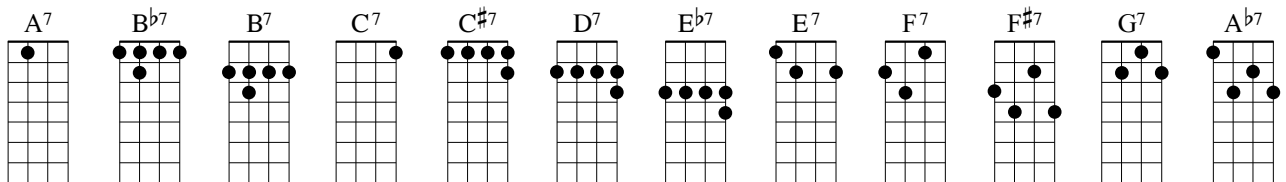


Baritone (DGBE)

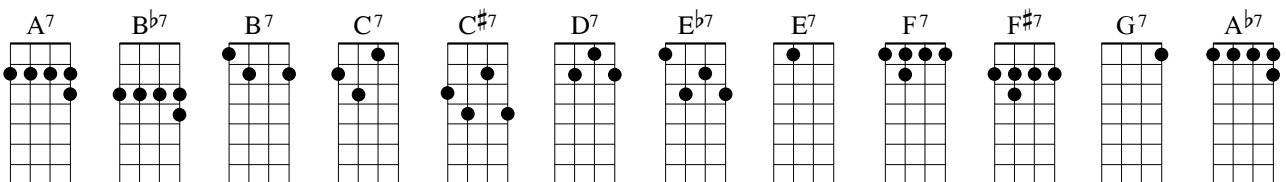


Dominant 7th

Soprano (GCEA)



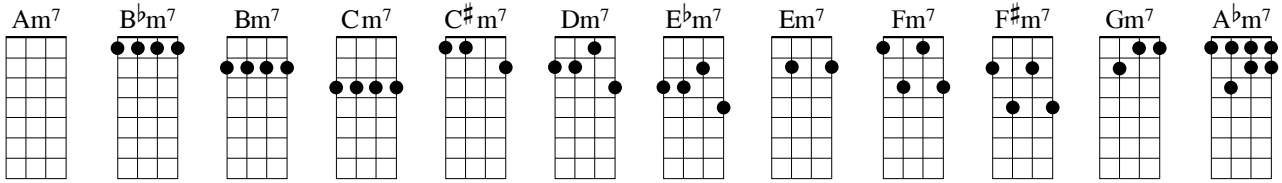
Baritone (DGBE)



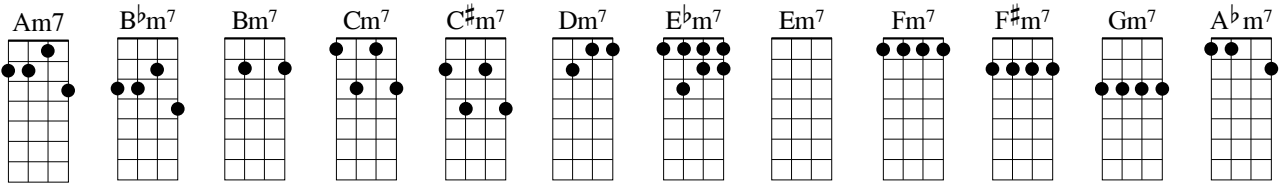
Chord Chart

Minor 7th

Soprano (GCEA)

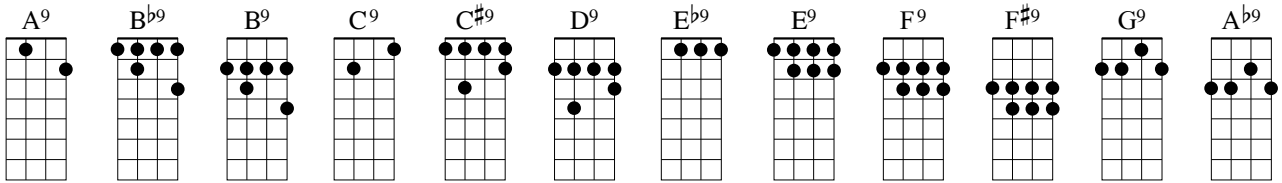


Baritone (DGBE)

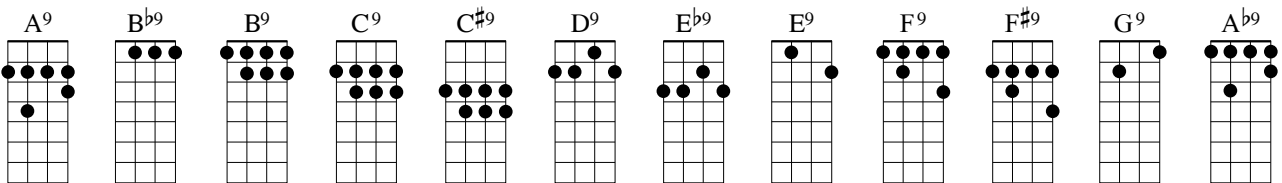


Dominant 9th

Soprano (GCEA)

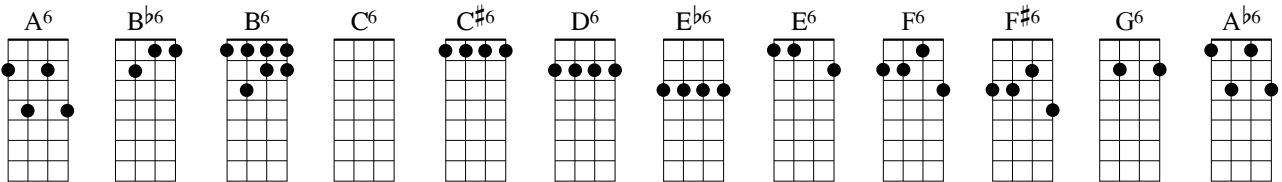


Baritone (DGBE)

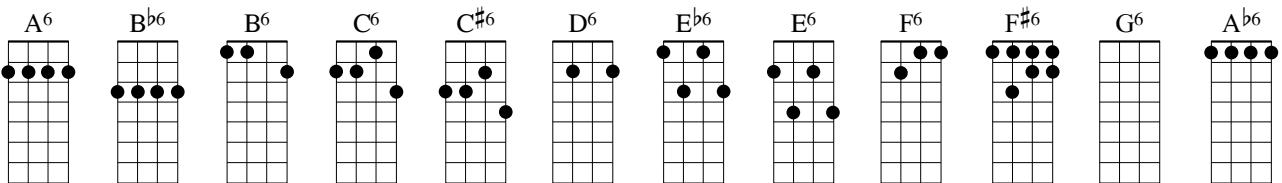


Major 6th

Soprano (GCEA)



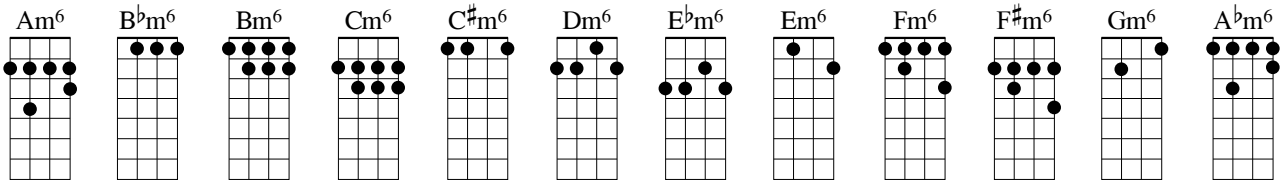
Baritone (DGBE)



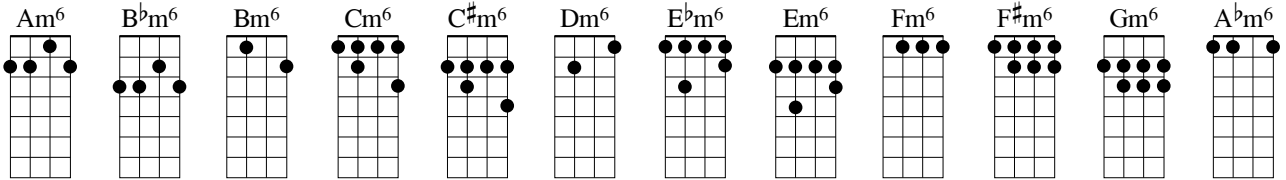
Chord Chart

Minor 6th

Soprano (GCEA)

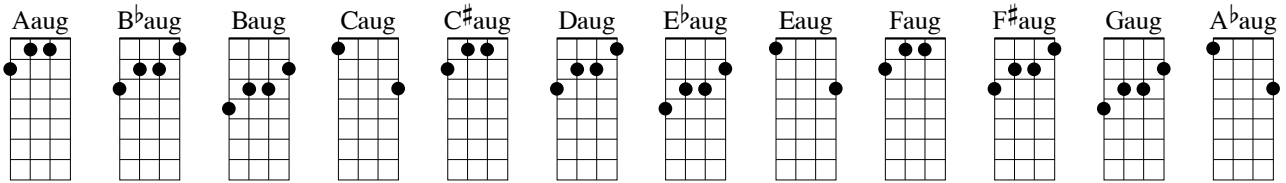


Baritone (DGBE)

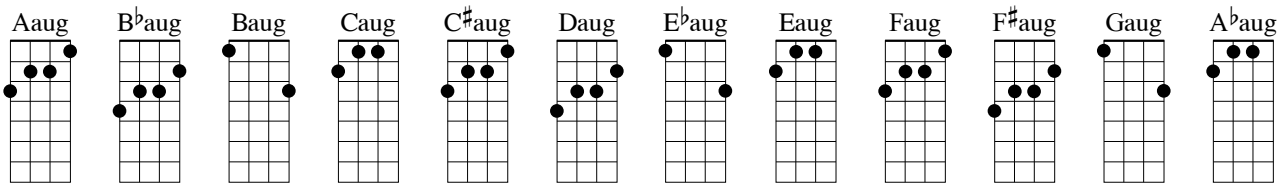


Augmented (aug)

Soprano (GCEA)

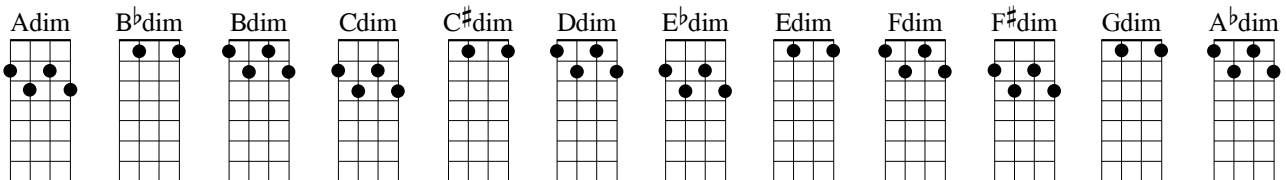


Baritone (DGBE)

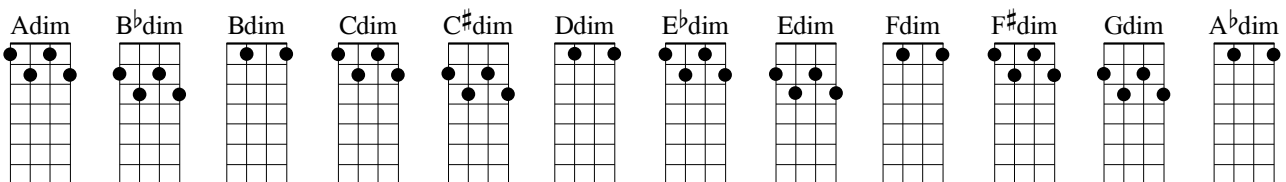


Diminished (dim)

Soprano (GCEA)



Baritone (DGBE)



Transposing Chart

	<i>I</i>		<i>II</i>		<i>III</i>	<i>IV</i>		<i>V</i>		<i>VI</i>		<i>VII</i>
<i>I</i>	A	B \flat A \sharp	B	C	C \sharp D \flat	D	E \flat D \sharp	E	F	F \sharp G \flat	G	G \sharp A \flat
	B \flat A \sharp	B	C	C \sharp D \flat	D	E \flat D \sharp	E	F	F \sharp G \flat	G	A \flat G \sharp	A
<i>II</i>	B	C	C \sharp D \flat	D	E \flat D \sharp	E	F	F \sharp G \flat	G	G \sharp A \flat	A	B \flat A \sharp
	C	C \sharp D \flat	D	E \flat D \sharp	E	F	F \sharp G \flat	G	G \sharp A \flat	A	B \flat A \sharp	B
<i>III</i>	C \sharp D \flat	D	E \flat D \sharp	E	F	F \sharp G \flat	G	G \sharp A \flat	A	B \flat A \sharp	B	C
	D	E \flat D \sharp	E	F	F \sharp G \flat	G	G \sharp A \flat	A	B \flat A \sharp	B	C	C \sharp D \flat
<i>IV</i>	D	E \flat D \sharp	E	F	F \sharp G \flat	G	G \sharp A \flat	A	B \flat A \sharp	B	C	C \sharp D \flat
	E \flat D \sharp	E	F	F \sharp G \flat	G	G \sharp A \flat	A	B \flat A \sharp	B	C	C \sharp D \flat	D
<i>V</i>	E	F	F \sharp G \flat	G	G \sharp A \flat	A	B \flat A \sharp	B	C	C \sharp D \flat	D	E \flat D \sharp
	F	F \sharp G \flat	G	G \sharp A \flat	A	B \flat A \sharp	B	C	C \sharp D \flat	D	E \flat D \sharp	E
<i>VI</i>	F \sharp G \flat	G	G \sharp A \flat	A	B \flat A \sharp	B	C	C \sharp D \flat	D	E \flat D \sharp	E	F
	G	G \sharp A \flat	A	B \flat A \sharp	B	C	C \sharp D \flat	D	E \flat D \sharp	E	F	F \sharp G \flat
<i>VII</i>	G \sharp A \flat	A	B \flat A \sharp	B	C	C \sharp D \flat	D	E \flat D \sharp	E	F	F \sharp G \flat	G

Use the chart, above, to transpose from one key to another if any song feels too high or too low for you to sing comfortably. The Roman numerals indicate the scale notes in that particular key (which is indicated in the I column, both horizontally and vertically). For example, to shift a song from C to F, you would substitute the following notes in the scale:

<i>I</i>	<i>II</i>	<i>III</i>	<i>IV</i>	<i>V</i>	<i>VI</i>	<i>VII</i>
C	D	E	F	G	A	B
F	G	A	B \flat	C	D	E